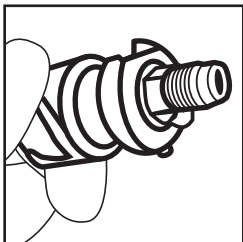


DEKUPS® DISPOSABLE PAINT CUP ADAPTER KIT (DPC-502) FOR SATA® MINI-JET®

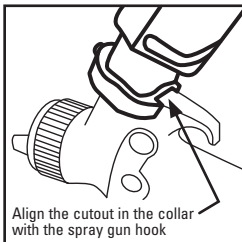
Fits Sata® Mini-Jet® Quick Change or Threaded Cup spray guns

Parts included: DeKUPS® Adapter, #8-32 x 1/4" set screw, 5/64" hex L-key wrench, and locking collar.

Sata® Mini-Jet® Quick Change spray gun installation:

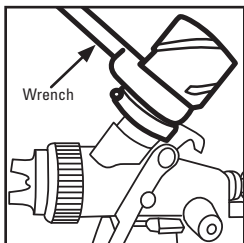


1. Place locking collar with set screw onto adapter.



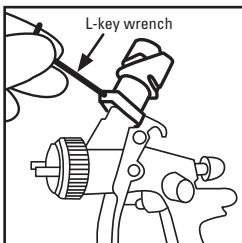
Align the cutout in the collar with the spray gun hook

2. Place the adapter with the collar onto spray gun. Be careful to properly align the cutout in the collar with the spray gun hook.



Wrench


3. Using an 11/16" open end wrench, install the adapter by engaging the quick change tabs.



L-key wrench

4. Tighten the set screw on the collar to prevent the adapter from disengaging.

Threaded Cup spray gun installation:



Using an 11/16" wrench, install the adapter (without the collar) tightly into the spray gun.